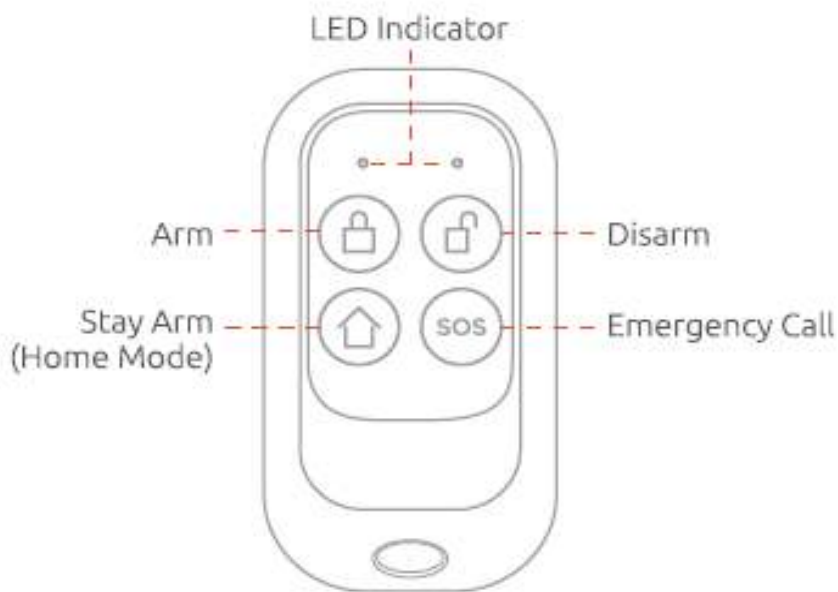


Remote Control User Guide v1.2

The lightweight and compact remote control is designed to fit easily onto a keychain or in a purse or pocket. It can be used to arm or disarm the Noah home alarm system, change it to Home mode or even sound the SOS emergency alarm.

Features



LED flashing: Transmitting signal to alarm system

Low LED light: Low battery, replace immediately

Specification:

Power supply: DC 3V (1pc CR2032 button cell battery)

Transmitting: $\leq 6\text{mA}$

Transmitting distance: $\leq 80\text{m}$ (in open area)

Transmitting frequency: 315MHz/433MHz

Housing material: ABS plastic

Working temperature: -10°C - 55°C

Humidity: Up to 80% (non-condensing)

Dimension (L/W/H): 35 x 70 x 12 mm

Functionality



Arm

Arm Noah when leaving your home. The LED indicator flashes once. All sensors will be activated. Any sensors that are triggered will immediately sound the alarm



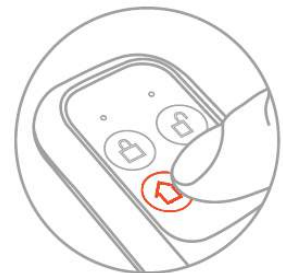
Disarm

Disarm Noah when entering your home. The LED indicator flashes once and all sensors will be deactivated allowing you to move freely in your home



Home Mode

Press the Home button to activate Home Mode. The LED indicator flashes once. Sensors that are designated in the Home Zone are deactivated, allowing you to move freely in your home. The sensors in Normal Zone will remain active and if triggered, will immediately sound the alarm.




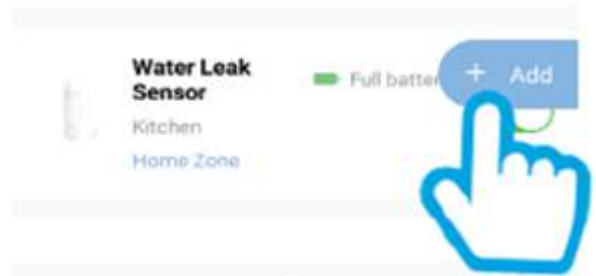
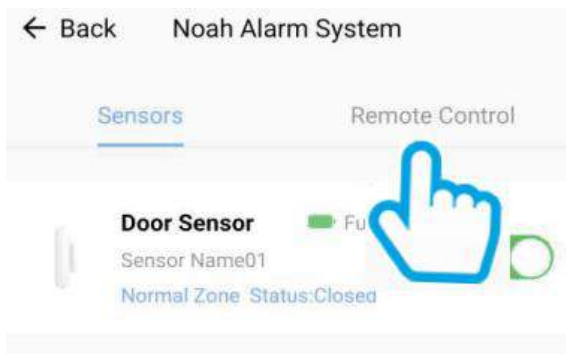
Emergency Call

Press the SOS button in the event of an emergency. This will trigger an immediate alarm even if Noah is disarmed or in Home Mode.



Pairing additional remote controls to the Noah Hub

1. Open the Clan at Home app on your smartphone or tablet
2. Press Noah Alarm System
3. Press the  icon to enter the accessories menu
4. Press Remote Control
5. Press the (+Add) icon.
The Noah hub LED will turn purple when it is ready for pairing.



6. Finally, press the unlock button on the remote control.
The Noah hub LED will flash green once and make a beep sound when it has paired successfully



The Keypad will appear under “Remote Controls” in the Accessories menu